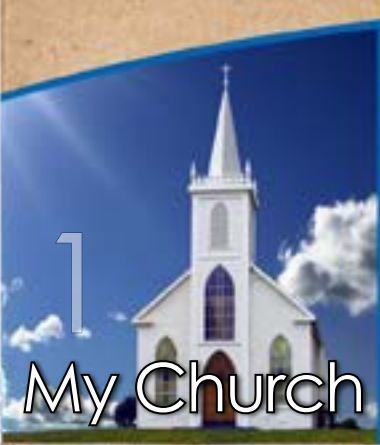


a ministry of First Baptist Church in Milford, Ohio

Master Clubs!

2024 - 2025

Mailbox Contest



1
My Church



2
Christmas



3
Missions



4
The Bible



The Mailbox Contest Informational Brochure

Basic Instructions For All Entries

1. All entries must be the child's work.
2. Leaders and parents may teach writing or drawing principles, but no "hands-on" help or word suggestions.
3. Typed entries are best for writing entries; however, legible, handwritten work is acceptable. When computer enhancements are utilized, they must be done by the child.
4. Adults may type final entries, but should not change any text, grammar, or spelling.
5. Plagiarism is not allowed in any form in a Master Club event.
6. Please attach (glue, tape, or staple) a Mailbox Contest Entry Form on page 12 to each entry.
7. Entries cannot be returned, so make copies before mailing them.
8. We will award a badge and a ribbon to the Top Ten entries in each age group. These awards will be mailed directly to your church, accompanied by a complete list of winners. This same list of winners will be posted in the Events section of our website at www.masterclubs.org for others to view.



Leader Instructions for Mailbox Contests

1. Begin promoting these events in Master Clubs immediately. Notice that all four contests offer something for each age group.
2. All Mailbox Contests are free!
3. Understand that every event will not appeal to every child. Focus on those who are interested rather than get discouraged by those who are not.
4. Try to allow the children to begin working on their project one month before the deadline. Leaders may copy additional "practice sheets" from any of the material we send for these competitions. You may also download them from our website.
5. Keep the parents informed of these contests. Many of them will encourage the children "if they know about them."
6. You may desire to have your own competition at your church, then enter your top winners in this contest. This could keep you from paying shipping for mailing all of your entries. Consequently, you can reward the children for their effort locally even if they do not win at the national level.
7. If you suspect extreme parent or sibling "help" on any entry, please investigate. You know your children and their abilities. We cannot make those judgment calls once we receive the entries, and everyone wants to keep the judging as fair as possible.
8. Please copy the enclosed "Mailbox Contest Entry Form" on page 12 and attach (glue, tape, or staple) one copy to each entry before mailing. **Each blank must be completed.** This will serve as a reminder to include all essential information. Dozens of entries are disqualified every year because of a lack of information.
9. Please respect the due dates on these contests; entries must be postmarked by the due date. Our goal is to judge all entries and mail the awards to you within 30 days of the deadline.
10. Instructions for each contest are also posted on our website at www.masterclubs.org in the Events section.
11. Encourage Clubbers to enter the Mailbox Contests, then enter those same entries again in the Regionals Competition when applicable.

Please mail all contest entries to:
Master Clubs Mailbox Contest
1369C Woodville Pike
Milford, OH 45150

If we can help, please
call us at
(513) 239-2261
or email at
info@masterclubs.org.

- Coloring Page
- Christian Essay
- Children's Church Poster

Due November 1



Beginner Competition

Coloring Page

1. Make as many copies as you need of the enclosed picture on page 4 about our church.
2. Encourage children to do their best as they color. Help them understand that these pictures will be judged with other pictures from Clubs like yours.
3. All coloring for Beginners must be done with traditional crayons. Markers, coloring pencils, and pens cannot be used.
4. Clearly mark each entry with the child's name, gender, grade, birthday, and church name, address and charter number.
5. All entries are separated by gender and age before judging begins.

Primary Competition

Coloring Page

Primaries use the same picture and instructions as the Beginners. But they may also use markers, coloring pencils, or pens to color. Pictures may also be enhanced with glitter or other crafts to give the picture a 3-D effect.

Junior Competition

"My Church" Essay or Children's Church Poster
(Clubbers may only enter one of the two events.)

Christian Essay

1. Write an essay about your church that begins with the following phrase, "My favorite memory at church is..." The memory can be about a specific sermon, activity, etc ...
2. The total essay should be at least 150 words but should not exceed 300 words (approximately 1 1/2 pages).
3. The essay should include at least one, but no more than two written Bible verses. It can include other references if desired.
4. Please attach one of the enclosed Mailbox Contest Entry Forms to the back of each entry.

Children's Church Poster

1. Clubbers design a poster that could be used to encourage other children to attend your church. Ask the children what would attract them to visit your Children's Church service. Posters should be colorful, creative, and contain information such as the church name, address, phone number, time church starts, etc.
2. Maximum poster size is 11"x17". Posters may be folded for mailing.
3. Clubbers may use paints, markers, glitter, yarn, and other creative ideas to encourage children to read the poster. Please attach one of the enclosed Mailbox Entry Contest Forms on page 12 to the back of each entry.



We love to go to church.



MAILBOX CONTEST #1: MY CHURCH



Child's Name: _____ Birthday: ____/____/____

Grade: K3 K4 K5 1st 2nd 3rd

Gender: Boy Girl Charter # _____

Church Name: _____

Church Address: _____

City: _____ State: _____ Zip: _____

- Christmas Card
- Christmas Poem

Due December 15

Beginner Competition

Jesus Christmas Card

1. Make as many copies as you need of the enclosed Christmas card on page 6.
2. Encourage children to do their best as they color. Help them understand that these cards will be judged with other cards from Clubs like yours. Children may add any additional coloring to the inside or the outside of the folded card, if they like.
3. All coloring for Beginners must be done with traditional crayons. Markers, coloring pencils, and pens cannot be used.
4. Clearly mark each entry with the child's name, gender, grade, birthday, and church name, address, and charter number.
5. All entries are separated by gender and age before judging begins.



Primary Competition

Christmas Card

1. Encourage children to do their best as they color, paste, or draw. Winning entries will take time to develop. This should not be a "rushed project." Help them understand that these cards will be judged with other pictures from Clubs like yours.
2. Cards should be made on standard 8.5 X 11 inch paper or a comparable size of construction paper which will be folded in half like the average Christmas card.
3. Cards may be folded in landscape or portrait format (sideways or upright).
4. The front cover should have a picture on it with some type of text. These may be drawn, colored, or pasted.
5. The inside should contain some type of message (funny or serious) with a Bible verse about Christmas.
6. The back page should contain a completed Mailbox Contest Entry Form from page 12.
7. Primaries are permitted and encouraged to use markers, coloring pencils, or pens to color. Clubbers may choose to cut and paste pictures on to their card. Pictures may also be enhanced with glitter or other crafts to give the picture a 3-D effect.
8. All Primary cards should be done by hand, not on a computer.
9. All entries are separated by gender and age before judging begins.

Junior Competition

Christmas Card or Christmas Poem

(Clubbers may only enter one of the two events.)

Christmas Card

Instructions are the same for Juniors as for the Primaries. However, a Junior is also allowed to use a computer to design the card. Leaders should emphasize that the child must do all work on the card, not a parent, older sibling, or friend.

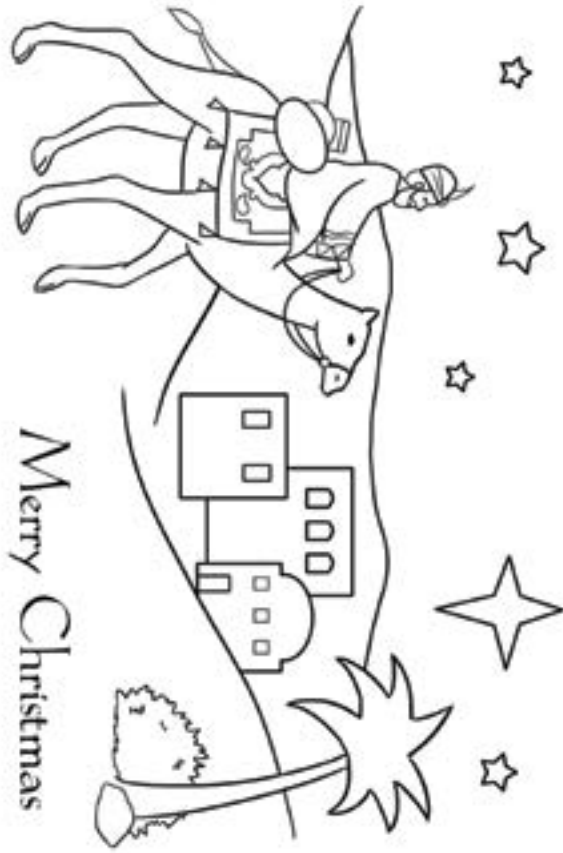
Christmas Poem

Each child may enter one poem, and it must follow these guidelines:

1. Poems must have a minimum of eight lines. The length of the poem will not influence the scoring.
2. Poems do not necessarily have to rhyme line for line.
3. Poems must relate to the Christmas season and can be funny or serious.
4. Poems must be written entirely by the child. No part of a published poem may be included.
5. Poems must be typed or clearly printed. Adults may type the final copy, but no changes may be made.
6. The back page should contain a completed Mailbox Contest Entry Form from page 12.



Merry Christmas



1001

**MAILBOX CONTEST #2:
CHRISTMAS CARD**



Child's Name: _____

Birthday: ____/____/____ Grade: K3 K4 K5

Gender: Boy Girl Charter # _____

Church Name: _____

Church Address: _____

City: _____ State: _____ Zip: _____



Happy Birthday, Jesus!

1001



- Coloring Page
- Missionary Poster
- Gospel Tract Writing

Due February 1

Junior Competition

Gospel Tract or Missionary Poster

(Clubbers may only enter one of the two events.)

Gospel Tract

1. The tract must be a Gospel tract designed to lead a child to Christ.
2. The tract must include his/her own original cover. Writers should make tracts attractive and neat to entice the reader to pick up the tract and read it.
3. Tracts are judged on creativity, clearness of Gospel message (step-by-step plan of salvation), and conclusion. Could the reader, who has never heard the Gospel, understand why she needs Jesus as her Saviour and how to accept Him?
4. Tracts may be hand-written or designed on a computer by the child. The artwork on the tract is only one part of the judging criteria.
5. Fill out a Mailbox Contest Entry Form from page 12 and attach one to each Gospel tract you mail in.

Missionary Poster Basic Rules

Instructions are the same for Juniors as for the Primaries. However, a Junior is also allowed to use a computer to design the poster. Leaders should emphasize that the child must do all work on the poster, not a parent, older sibling, or friend.

Beginner Competition • Coloring Page

1. When your Beginners think of missions, what comes to their mind? This competition is designed to encourage leaders to help these little ones understand more about missions. Make as many copies as you need of the enclosed picture on page 8.
2. Winning entries will take time to complete. This should not be a "rushed project."
3. All coloring for Beginners must be done with traditional crayons. Markers, coloring pencils, and pens cannot be used.

Primary Competition • Missionary Poster

1. Clubbers design a poster that could serve as a display board for a missionary that your church currently supports.
2. The poster should include things like: a picture of the missionary and family (a prayer card could be used for this), the names of everyone in the family, a map showing the country in which they are serving, and two prayer requests of that family which could be obtained from their prayer letter.
3. Clubbers may use paints, markers, glitter, yarn, and other creative ideas to decorate the remaining space on the poster in a creative way which would draw others to their missionary display.
4. Maximum poster size is 11"x17". Posters may be folded for mailing.
5. Please attach one of the enclosed Mailbox Contest Entry Forms to the back of each entry.



Jesus loves all the children of the world.



MAILBOX CONTEST #3: MISSIONS

Child's Name: _____ Birthday: ____ / ____ / ____
Grade: K3 K4 K5 Gender: Boy Girl
Church Name: _____ Charter # _____
Church Address: _____
City: _____ State: _____ Zip: _____



- Coloring Page
- Bible Poster
- Bible Storytelling
- Bible Triathlon

Due March 15



Beginner Competition • Coloring Page

1. Make as many copies as you need of the enclosed picture on page 11.
2. Encourage children to do their best as they color. Help them understand that these pictures will be judged with other pictures from Clubs like theirs.
3. All coloring for Beginners must be done with traditional crayons, not markers, coloring pencils, nor pens.


Basic Instructions for Video Taped Entries

Please follow these instructions for video taped entries:

1. Use the best video camera available with a tripod and only submit videos in CD, AVI, MPEG, or DVD format. **No other media will be accepted or judged, including 8 mm or VHS tapes (we are unable to view these types).**
2. Most videotaping should be done from the waist up so judges can see facial expressions. If the child is wearing a costume, please "pan out" to show the entire costume at some point in the video.
3. Try to select a room for videotaping with adequate lighting and minimum background noise.
4. Before each presentation, the child needs to clearly state their full name (please spell out difficult names) and grade.
5. Participants are permitted to use notes during their presentation, but they should not read their entire presentation. They will be graded on this part of the presentation.
6. Children will have four to six minutes to give their presentation.
7. Complete the Video Entry Form on page 12 and attach it to the video.
8. All entries may be on the same tape, but please label all discs/tapes with the church's name and address. All entries become the property of Master Clubs upon submission and cannot be returned.

Video Taped Event Entry Limitations

Because of the time required to judge these entries, each church is only allowed to enter two boys and two girls from each grade in each video-taped event. Therefore, leaders should view all entries at your church, then videotape and enter your top qualifiers.



Primary Competition • Bible Poster

1. Clubbers design a poster that could be used to encourage other children to read, listen, obey, and share Bible truths and principles at church, home, or play. Posters should be colorful and creative.
2. Maximum poster size is 11"x17". (Posters may be folded for mailing.)
3. Clubbers may use paints, markers, glitter, yarn, and other creative ideas to encourage children to read the poster.
4. Please attach one of the enclosed Mailbox Contest Entry Forms on page 12 to the back of each entry.

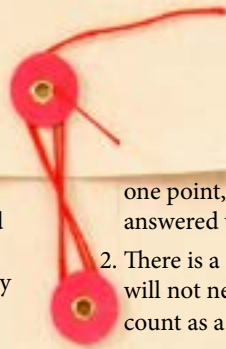
Junior Competition

Bible Storytelling Video and Bible Triathlon
(Clubbers may enter both events.)

Bible Storytelling Basic Instructions

1. This event will feature a child "as if he were the Sunday School teacher." Each will tell a Bible story using some type of visual and make a practical application to their audience. Visuals may include flannel graph, flip charts, flash cards, pictures, chalk talks, object lessons, or puppets. If a puppet is used, the storyteller has to remain visible at all times. Role playing and costume dress-up may also be used. The time limit is four to six minutes, no longer.

Continued on page 10



2. The child may be “coached” by leaders or parents, but the story and visuals must be decided by the child. Please help them to find opportunities to tell their story in Club or Sunday school. If your church has a Christian school, ask for permission so that they may present their story there also. Be sure they use the visuals as they practice their storytelling.
3. See Basic Instructions for Video Taped Entries on page 9.

Bible Storytelling Scoring Criteria

1. Introduction: Did the child begin the lesson in a creative way?
2. Presentation: Is it obvious that the child prepared adequately? Did the child maintain eye contact with the audience? Did the child use facial expressions and gestures?
3. Visuals Used: Were the visuals neatly displayed before the lesson began? Were the visuals selected effective for this lesson?
4. Story Content: Did the lesson make sense? Were Scripture verses properly used? Did the story help the audience remember the Bible truth?
5. Application: Was the lesson applied correctly and forcefully? Was it applied to real life?

Bible Triathlon Basic Instructions

Right or Wrong, New Testament Reading, and Sword Drills

1. For the Triathlon, Clubbers will actually compete in three separate events which will be graded/timed and given a total score. All of this will be done at your church before mailing. Your leaders may train your kids in preparation for the competition.
2. **To protect the integrity of the tests, the Official Triathlon Tests are not sent with this package. If your church would like to compete in the Triathlon, please call toll free at: (800) 451-5023 or email: info@masterclubs.org and we will fax or email a PDF test file to one representative from each church and you can make as many copies as you need. Testing Kits will be available on February 1.**
3. Each of the three parts of the Triathlon will be graded separately, then all the scores will be added together for a final score. For this event, the LOWEST score will win.

Right or Wrong Basic Rules

Each child will be asked by a Leader a total of 15 general Bible questions such as “Who climbed a sycamore tree to see Jesus?” The questions will cover facts such as Bible places, people, events, etc. that the children have heard in Sunday school, Master Club, church, and home. There is no way to “study” for this part of the Triathlon, but leaders may develop sets of questions for practice and to demonstrate to the Clubbers how the test will work. Please understand, on the test that you will receive, one leader will need to sit down one on one, to test each child. It will be an oral test and the leader will mark how many times it took the child to answer the question correctly. Here is a sample question as it will appear on the test:

1. Who climbed a sycamore tree to see Jesus? (Zacchaeus)

1st 2nd Wrong

Scoring Criteria

1. On the actual test, children will be allowed two guesses for each question. If answered correctly on the first try, the child will earn

one point, if on the second try-two points. If the question is not answered within two tries, the child will earn five points.

2. There is a 15-minute time limit to finish the test, but most students will not need near that much time. Any incomplete answer will count as a wrong answer and will earn five points.

New Testament Reading Basic Rules

1. This will be a written quiz taken by each child. The quiz will consist of the New Testament Reading assignments of the Platinum Badge online guide. (This online only digital file can be accessed for free at www.masterclubs.org/ambassadors.)
2. The format of the quiz will be as such: 15 Bible statements and stories will be listed on one side of the sheet of paper. On the other side will be the 4 divisions from your Platinum Guide (Gospels, Early Church History, Epistles, and Revelation). Clubbers will match the correct the statement with the correct division by drawing a line connecting the two.
3. There is a 30 minute time limit for the written quiz. Once the clock begins, the quiz must be completed within the 30 minute time frame. The children may not leave the testing area until they have turned in the quiz to their leader. It would be wise to test all children simultaneously, if possible, to prevent compromising the quiz. Competing in this event could help a clubber earn the New Testament Reading badge and the subsequent badges that represent the other badges in that section.

Scoring Criteria

We will provide an answer key for grading the test. Each incorrect or incomplete answer blank will count for five points.

Sword Drill Basic Rules

1. This event is a slight variation of the traditional sword drill. The purpose is to teach the children the books of the Bible in order and to be familiar with the size of the book. Practice finding both Old Testament and New Testament verses (including Minor prophets). Of course, you will not know which verses exactly until the test arrives.
2. Use large index cards to print bold, easy-to-read, Bible references for practice. As the reference card is turned over, the child starts searching. When the child finds the verse, he will place his finger on the correct verse. Once the leader verifies the verse, the Bible is closed and another reference card is revealed.

Scoring Criteria

1. This is strictly a timed event. The fastest time wins.
2. Leaders’ accuracy in checking correctness is part of the overall timing. Every child must use the same Bible without tabs or any helps.
3. Each child must be tested separately.

Final Scoring Information for the Triathlon

1. With the tests, you will receive a Final Scoring Sheet for your church. On that sheet, you will be able to compile all scores for your entries. You will take the score from Right or Wrong, the timing from the Sword Drill, and the score from the Scripture Memory 1 test and add all three together to determine the score for each child who enters.
2. Each church is permitted to enter three boys and three girls from each grade in the Triathlon Event.

**The Bible says Joseph had a coat of many colors.
What do you think his coat may have looked like?**



MAILBOX CONTEST #4: THE BIBLE



Child's Name: _____ Birthday: ____/____/____

Grade: K3 K4 K5

Gender: Boy Girl

Charter # _____

Church Name: _____

Church Address: _____

City: _____ State: _____ Zip: _____

Video Entry Form

Church Name: _____ Charter #: _____

Church Address: _____

City: State: Zip: _____

Missionary Biography Bible Storytelling

First Name	Last Name	Grade	Boy or Girl	Birthday
				/ /
				/ /
				/ /
				/ /
				/ /



Mailbox Contest Entry Form

Child's Name: _____ Birthday: ___/___/___

Grade: K3 K4 K5 1st 2nd 3rd 4th 5th 6th

Gender: Boy Girl

Charter #: _____

Church Name: _____

Church Address: _____

City: _____ State: _____ Zip: _____



Mailbox Contest Entry Form

Child's Name: _____ Birthday: ___/___/___

Grade: K3 K4 K5 1st 2nd 3rd 4th 5th 6th

Gender: Boy Girl

Charter #: _____

Church Name: _____

Church Address: _____

City: _____ State: _____ Zip: _____



Mailbox Contest Entry Form

Child's Name: _____ Birthday: ___/___/___

Grade: K3 K4 K5 1st 2nd 3rd 4th 5th 6th

Gender: Boy Girl

Charter #: _____

Church Name: _____

Church Address: _____

City: _____ State: _____ Zip: _____